

5. Setup(all setup need enter admin password):

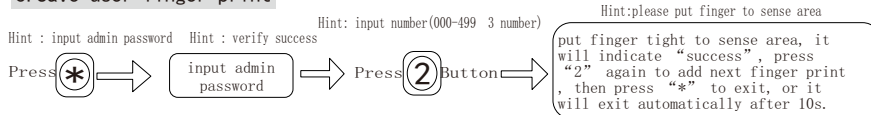
a. Revise admin password



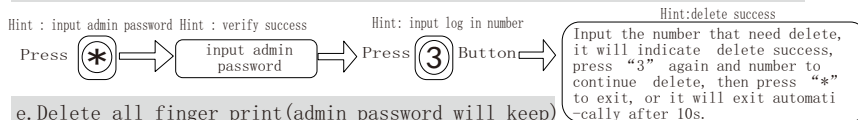
b. Setup public unlock password(Note:only cover, can not delete.)



c. Save user finger print



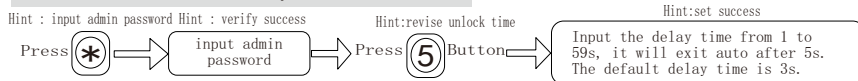
d. Delete single finger print (note:regist number before add finger print)



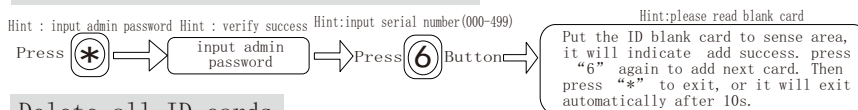
e. Delete all finger print(admin password will keep)



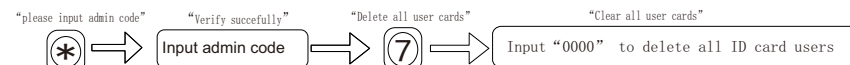
f. Revise unlock time(delay close door time)



g. Add user card(this function is for option)



Delete all ID cards



h. Delete single ID user




Note: No disassemble unless professional person. If forget admin password, please put RST to short circuit position. And it will set to be default password "123456".
(Ref rear structure picture of machine.)

6. Operation:

- 1) The visitor press button, the indoor monitor will rings on and display the image of visitor.
- 2) Householder press button to intercom with visitor. And press button to unlock the door for visitor.
- 3) Press button to surveillance the outside of outdoor station. If you press button to intercom with outside station.
- 4) The user put finger on the sense area, it will unlock and indicate you to close the door.
- 5) The user input 6 password and button, or push the ID card close to sense area, the lock will be opened.

Villa Hands free Video Door Phone (Finger print combo with Card Read)



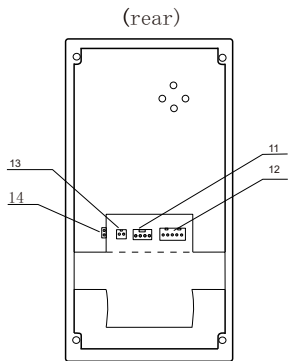
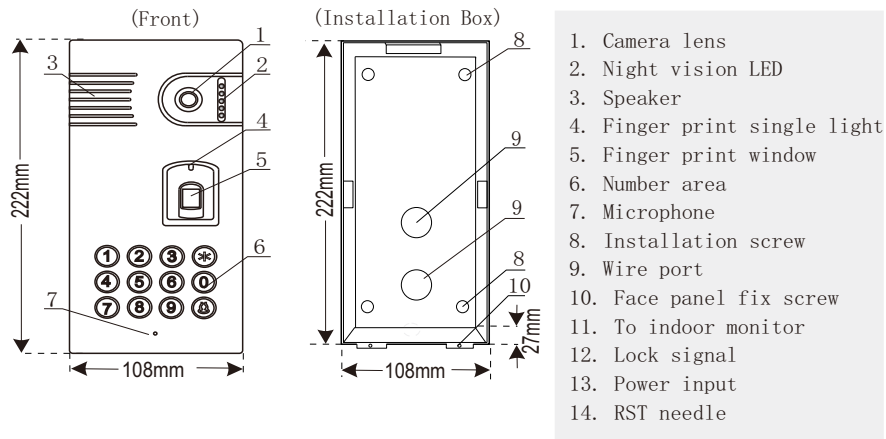
User Manual

1、Function

It adopts finger print and password to control access. It combo with video door phone circuit. Can work with indoor monitor. Simple operation and reliable.

- Alloy front panel, stainless button.
- Four unlock method (remote, finger print, card, password).
- Connect with indoor monitor to intercom and unlock.
- With IR light vision, waterproof(IP65).
- Button with LED back light.

2)、Product structure



Terminal (from left to right)

① DC12V + ② DC12V -	2 wire DC12V input
① Yellow -- Video ② Black -- GND ③ Blue -- Audio ④ Red -- B+	4 wire indoor monitor
① NC Relay close ② COM Relayom terminal ③ NO Relay open ④ GND Ground ⑤ OPEN Exit switch	5 wire to access control power

3、Product main data

Main data

camera lens	1/3CCD
resolution	800 lines
illumination	0.02LUX
working voltage	DC12V±10%
working current	<260mA
weight	220g
RH	20%-80%
installation size	222mm(L)×108mm(W)×27mm(H)
product size	222mm(L)×108mm(W)×31mm(H)

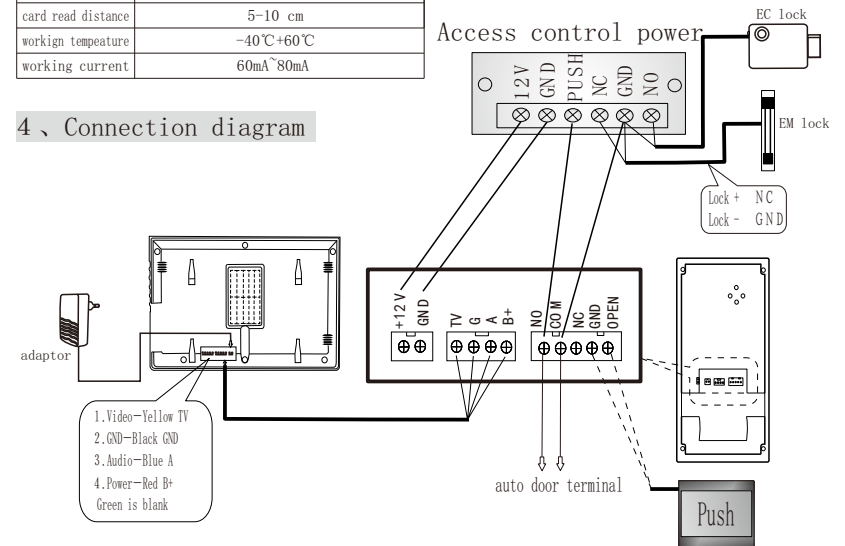
Card data

capacity	400PCS
card type	En4100 or all ID compatible card
card read distance	5-10 cm
workign teperature	-40℃+60℃
working current	60mA`80mA

Finger print data

user capacity	500 pcs
acquisition time	<1 second
FAR	<0.001%
FAR	<1.0%
match time	<1 second
working environment	-30℃+70℃
working current	<200mA
standby current	<20uA
Key board	1 2 button

4、Connection diagram



5、Outdoor station installation

